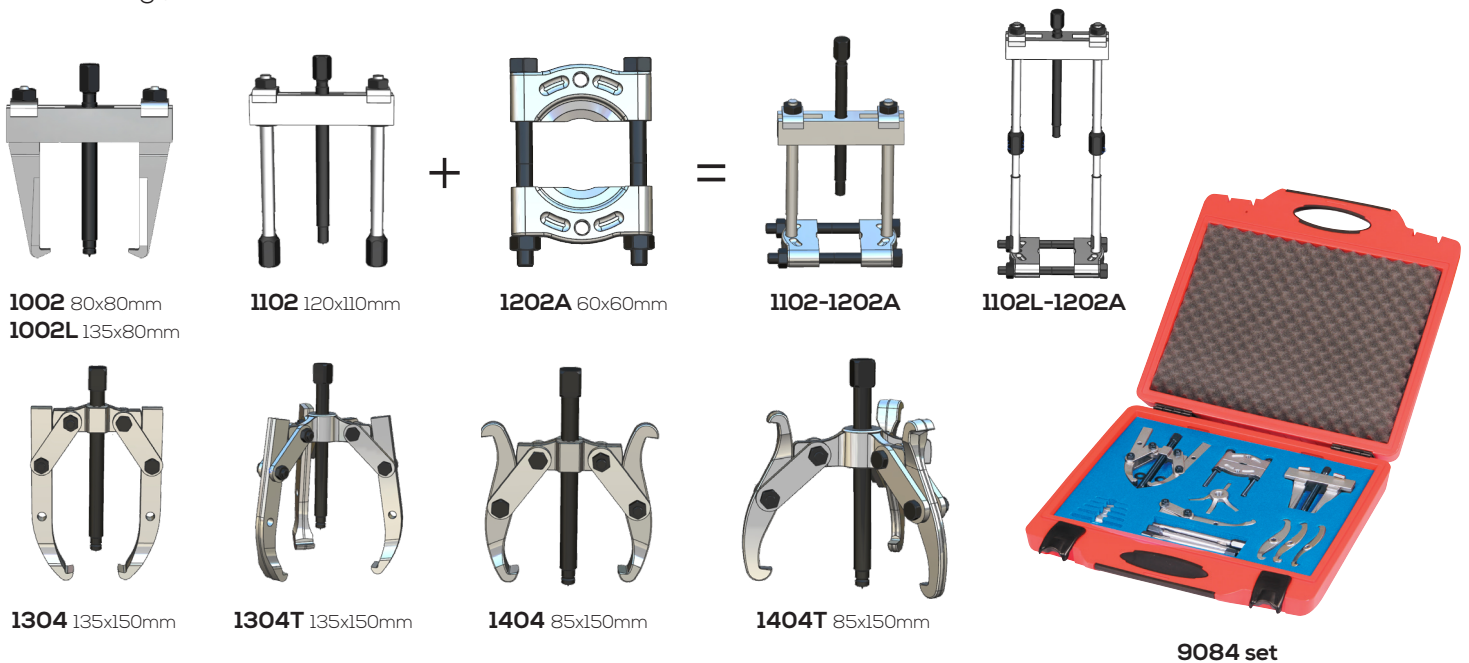


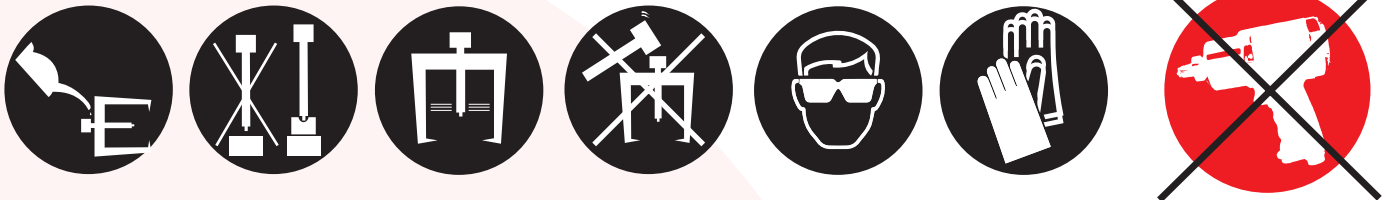
## Extractor Set 9084

### Content

Following pullers can be assembled:




### Instructions



- 1- Make sure the spindle is cleaned and greased before use.
- 2- Make sure the axle has a centre hole. If not use a point protector.
- 3- Make sure the jaws are evenly spread.
- 4- Apply pulling force by turning the spindle. Never hit the spindle and not use power impact wrench.
- 5- Do not keep the spindle too sticking out from the puller's body.
- 6- Always wear suitable personal protective equipment.

**DO NOT USE POWER TOOLS**

#### 5010 Extractor de tornillos rotos



- 1- Drill the screw with a bit.
- 2- Nail the puller with a hammer.
- 3- Put the knurled nut in the puller and with a wrench extract the broken screw.